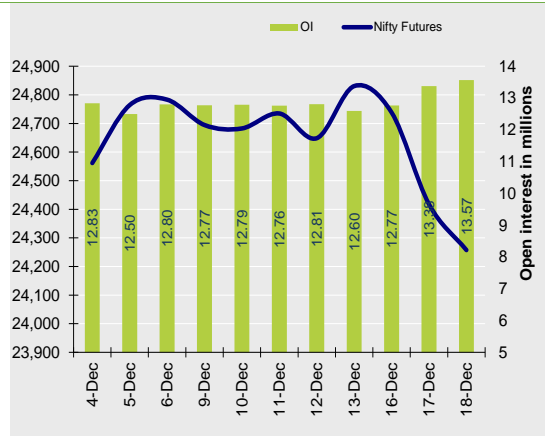


Nifty Snapshot

	Close	Prv Cl.	Ab chg	% chg
Spot	24,198.85	24,336.00	-137.15	-0.56
Futures	24,257.35	24,417.65	-160.30	-0.66
OI(ml shr)	13.57	13.38	0.19	1.42
Vol (lots)	264381	366149	-101768	-27.79
COC	58.50	81.65	-23.15	-28.4
PCR-OI	0.55	0.65	-0.09	-14.6

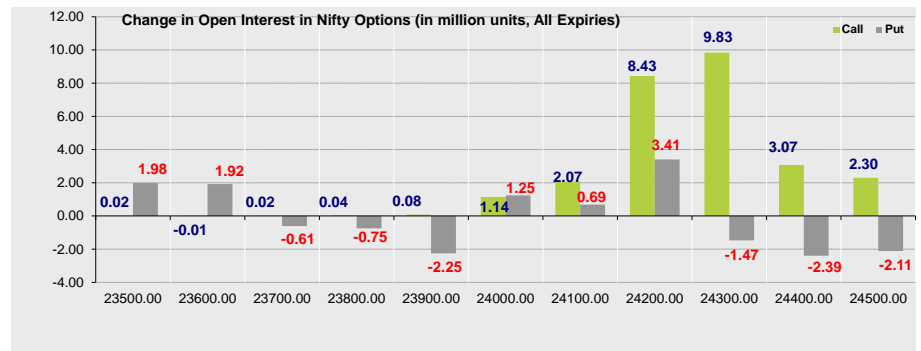
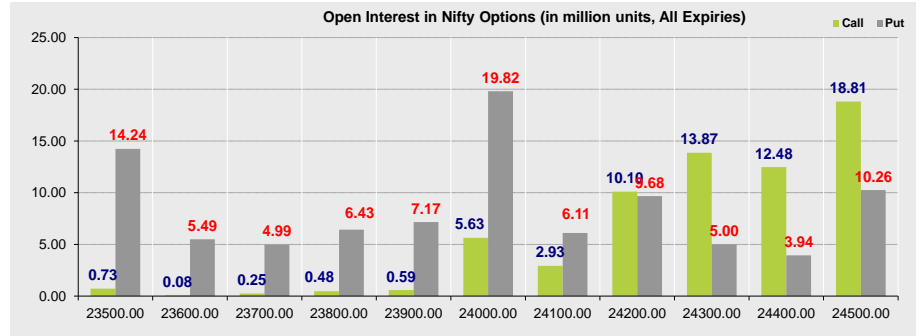
Nifty Futures Price v/s OI



Summary

- Indian markets closed on negative note where selling was mainly seen in Banking, Metals, Oil & Gas Sectors. Nifty Dec Futures closed at 24257.35 (down 160.30 points) at a premium of 58.50 pts to spot.
- FII's were net sellers in Cash to the tune of 1316.81 Cr and were net sellers in index futures to the tune of 810.78 Cr.
- India VIX decreased by 0.77% to close at 14.37 touching an intraday high of 15.24.

Open Interest in Nifty Options:



- The above second chart shows previous trading day's change in Nifty options where Addition in OI were seen in 24000, 24100, 24200 strike Puts and at 24500, 24400, 24300, 24200 strike Calls indicating market is likely to remain under pressure in the near term.
- Highest OI build-up is seen at 24500 strike Calls and 24000 strike Puts, to the tune of 18.81mn and 19.82mn respectively.

Outlook on Nifty:

Index is likely to open on a gap down note today and is likely to remain under pressure during the day.

Institutional Activity in previous trading session

(in Rs cr.)	Buy	Sell	Net
Index Futures	2782.06	3592.84	-810.78
Index Options	1743990.04	1760180.01	-16189.97
Stock Futures	27301.24	28243.47	-942.23
Stock Options	89340.63	90891.72	-1551.09
FII Cash	13,345.20	14,662.01	-1,316.81
DII Cash	14,068.09	9,984.01	4,084.08

Net FII Activity (in Rs cr.)

Date	Idx Fut	Stk Fut	Idx Opt	Cash
18-Dec	-810.8	-942.2	-16190.0	-1317
17-Dec	-1224.5	-6360.2	-29637.8	-6410
16-Dec	-910.6	-3607.6	-4991.2	-279
13-Dec	480.8	7759.5	49512.0	2335
12-Dec	-1373.7	-5171.4	-49511.5	-3560
11-Dec	-130.8	-1852.1	-755.0	-1012

Technical Pivot (Intraday):

	S2	S1	PIVOT	R1	R2
NIFTY	24065	24160	24310	24410	24560
BANKNIFTY	51600	51950	52465	52815	53330

(Price is in Rs; OI is in million units; Price chg and OI chg are in percentage) **NB RESEARCH**

Fresh Longs seen in:

Scrip	Price	Price chg	OI	OI Chg
COROMANDEL	1831.9	0.9	3.7	5.7
HCLTECH	1956.7	0.3	11.9	5.4
KPITTECH	1525.4	0.6	1.9	4.9

Fresh Shorts seen in:

Scrip	Price	Price chg	OI	OI Chg
LODHA	1475.9	-0.8	2.6	26.4
ADANIGREEN	1090.3	-4.5	9.5	20.9
JSWENERGY	683.6	-0.3	5.0	20.4

Short Covering seen in:

Scrip	Price	Price chg	OI	OI Chg
ITC	471.2	0.1	119.4	-9.0
IGL	398.0	3.9	23.5	-3.7
BANDHANBNK	164.1	0.0	114.8	-3.5

Long Unwinding seen in:

Scrip	Price	Price chg	OI	OI Chg
CHAMBLFERT	523.8	-1.2	10.6	-12.1
PVRINOX	1408.3	-6.1	4.6	-11.3
ADANIENSOL	794.2	-2.5	5.8	-7.0

NIFTY50 Options OI (CE OI = Resistance) (PE OI = Support)

Symbol	Highest CE OI	Highest PE OI	CMP
ADANIAPORTS	1300	1200	1213
ADANIENT	2500	3000	2458
ASIANPAINT	2500	2400	2346
AXISBANK	1200	1140	1125
BAJAJ-AUTO	10000	9000	8965
BAJAJFINSV	1700	1600	1632
BAJFINANCE	7200	6800	7090
BHARTIARTL	1700	1600	1605
BPCL	310	285	289
BRITANNIA	5000	4700	4793
CIPLA	1500	1480	1473
COALINDIA	420	420	397
DIVISLAB	6200	6000	5858
DRREDDY	1280	1200	1271
EICHERMOT	5000	4500	4757
GRASIM	2700	2600	2596
HCLTECH	1960	1920	1957
HDFCBANK	1900	1800	1815
HDFCLIFE	650	640	626
HEROMOTOCO	4700	4600	4402
HINDALCO	670	660	633
HINDUNILVR	2500	2300	2358
ICICIBANK	1340	1300	1318
ITC	480	460	471
INDUSINDBK	1000	1000	966

NIFTY50 Options OI (CE OI = Resistance) (PE OI = Support)

Symbol	Highest CE OI	Highest PE OI	CMP
INFY	2000	1940	1980
IOC	150	140	137
JSWSTEEL	1000	1000	948
KOTAKBANK	1800	1800	1781
LT	4000	3700	3759
LTIM	6800	6000	6584
M&M	3100	3000	3053
MARUTI	11500	11000	11031
NESTLEIND	2300	2200	2191
NTPC	370	350	343
ONGC	264	250	245
POWERGRID	350	320	322
RELIANCE	1300	1300	1258
SBILIFE	1500	1400	1401
SBIN	870	800	841
SUNPHARMA	1820	1800	1804
TATACONSUM	950	940	909
TATAMOTORS	800	800	757
TATASTEEL	150	140	145
TCS	4500	4200	4348
TECHM	1800	1600	1777
TITAN	3500	3300	3411
ULTRACEMCO	12000	11000	11766
UPL	560	540	532
WIPRO	310	300	313

Derivative Recommendations:

Stock Name	Call (Buy/Sell)	Entry price	Targets	Stop Loss	Duration	Status
DIVISLAB FUT	Sell	5845.4	5720	5910	1-2 Days	Open
LICHSGFIN 590PE	Buy	7	11	4	1-2 Days	Open
INDUSTOWER 340PE	Buy	4.7	8	3	1-2 Days	Open

FROM THE EQUITY DERIVATIVE DESK:

NIRAV HARISH CHHEDA
AVP - DERIVATIVES AND TECHNICAL RESEARCH
E-Mail: nirav.chheda@nirmalbang.com
Tel no: 6273-8199/8000

AMIT BHUPTANI
SNR.DERIVATIVES AND TECHNICAL RESEARCH ANALYST
E-Mail: amit.bhuptani@nirmalbang.com
Tel no: 6273-8242/8000

DISCLOSURES

Research Reports that are published by Nirmal Bang Securities Private Limited (hereinafter referred to as "NBSPL") are for private circulation only. NBSPL is a registered Research Analyst under SEBI (Research Analyst) Regulations, 2014 having Registration no. INH000001766. NBSPL is also a registered Stock Broker with National Stock Exchange of India Limited, BSE Limited, Metropolitan Stock Exchange of India Limited, Multi Commodity Exchange of India Limited, National Commodity and Derivative Exchange Limited and Indian Commodity Exchange Limited in cash and Equity and Commodities derivatives segments.

NBSPL has other business divisions with independent research teams separated by Chinese walls, and therefore may, at times, have different or contrary views on stocks and markets.

NBSPL or its associates have not been debarred / suspended by SEBI or any other regulatory authority for accessing / dealing in securities Market. NBSPL, its associates or analyst or his relatives do not hold any financial interest (Except Investment) in the subject company. NBSPL or its associates or Analyst do not have any conflict or material conflict of interest at the time of publication of the research report with the subject company. NBSPL or its associates or Analyst or his relatives may or may not hold beneficial ownership of 1% or more in the subject company at the end of the month immediately preceding the date of publication of this research report.

NBSPL or its associates / analyst has not received any compensation / managed or co-managed public offering of securities of the company covered by Analyst during the past twelve months. NBSPL or its associates have not received any compensation or other benefits from the company covered by Analyst or third party in connection with the research report. Analyst has not served as an officer, director or employee of Subject Company. NBSPL / analyst has not been engaged in market making activity of the subject company.

Analyst Certification: The research analysts and authors of these reports, hereby certify that the views expressed in this research report accurately reflects my/our personal views about the subject securities, issuers, products, sectors or industries. It is also certified that no part of the compensation of the analyst(s) was, is, or will be directly or indirectly related to the inclusion of specific recommendations or views in this research. The analyst(s) principally responsible for the preparation of this research report and has taken reasonable care to achieve and maintain independence and objectivity in making any recommendations.

DISCLAIMER

This report is for the personal information of the authorized recipient and does not construe to be any investment, legal or taxation advice to you. NBSPL is not soliciting any action based upon it. Nothing in this research shall be construed as a solicitation to buy or sell any security or product, or to engage in or refrain from engaging in any such transaction. In preparing this research, we did not take into account the investment objectives, financial situation and particular needs of the reader.

This research has been prepared for the general use of the clients of NBSPL and must not be copied, either in whole or in part, or distributed or redistributed to any other person in any form. If you are not the intended recipient you must not use or disclose the information in this research in any way. Though disseminated to all the customers simultaneously, not all customers may receive this report at the same time. NBSPL will not treat recipients as customers by virtue of their receiving this report. This report is not directed or intended for distribution to or use by any person or entity resident in a state, country or any jurisdiction, where such distribution, publication, availability or use would be contrary to law, regulation or which would subject NBSPL & its group companies to registration or licensing requirements within such jurisdictions.

The report is based on the information obtained from sources believed to be reliable, but we do not make any representation or warranty that it is accurate, complete or up-to-date and it should not be relied upon as such. We accept no obligation to correct or update the information or opinions in it. NBSPL or any of its affiliates or employees shall not be in any way responsible for any loss or damage that may arise to any person from any inadvertent error in the information contained in this report. NBSPL or any of its affiliates or employees do not provide, at any time, any express or implied warranty of any kind, regarding any matter pertaining to this report, including without limitation the implied warranties of merchantability, fitness for a particular purpose, and non-infringement. The recipients of this report should rely on their own investigations.

This information is subject to change without any prior notice. NBSPL reserves its absolute discretion and right to make or refrain from making modifications and alterations to this statement from time to time. Nevertheless, NBSPL is committed to providing independent and transparent recommendations to its clients, and would be happy to provide information in response to specific client queries.

Before making an investment decision on the basis of this research, the reader needs to consider, with or without the assistance of an adviser, whether the advice is appropriate in light of their particular investment needs, objectives and financial circumstances. There are risks involved in securities trading. The price of securities can and does fluctuate, and an individual security may even become valueless. International investors are reminded of the additional risks inherent in international investments, such as currency fluctuations and international stock market or economic conditions, which may adversely affect the value of the investment. Opinions expressed are subject to change without any notice. Neither the company nor the director or the employees of NBSPL accept any liability whatsoever for any direct, indirect, consequential or other loss arising from any use of this research and/or further communication in relation to this research. Here it may be noted that neither NBSPL, nor its directors, employees, agents or representatives shall be liable for any damages whether direct or indirect, incidental, special or consequential including lost revenue or lost profit that may arise from or in connection with the use of the information contained in this report.

Copyright of this document vests exclusively with NBSPL. Our reports are also available on our website www.nirmalbang.com